

City Government of
Statement of Cash
For the 4th Quarter,

Cash Flows From Operating Activities

Cash Inflows

Collection from Taxpayers
Share from Internal Revenue Collections
Other Share from National Taxes
Collection of Business and Service Income
Interest earned on investments and bank deposits
Other Receipts
Total Cash Inflows

Cash Outflows

Payment of Expenses
Payments to Suppliers and Creditors
Payments to Employees
Other Expenses
Total Cash Outflows

Net Cash Flows from Operating Activities

Cash Flows From Investing Activities

Cash Inflows

Proceeds from Sale/Disposal of Property, Plant and E
Total Cash Inflows

Cash Outflows

Purchase/Construction of Property, Plant & Equipme
Total Cash Outflows

Net Cash Flows from Investing Activities

Total Cash Provided by Operating and Investing Activities

Cash beginning of the year

Less: Adjustments (Cash in Bank, Local Currency, Time Dep

Adjustments (Advances for operating expenses and

Adjusted Cash at the Beginning of the Period

Cash at the End of the Period

Cer

City Government of
Statement of Cash
For the 4th Quarter,

Cash Flows From Operating Activities

Cash Inflows

Collection of Tax Revenue

Interest earned on investments and bank deposits

Other Receipts

Total Cash Inflows

Cash Outflows

Payment of Expenses

Payments to Suppliers and Creditors

Payments to Employees

Other Expenses

Total Cash Outflows

Net Cash Flows from Operating Activities

Cash Flows From Investing Activities

Cash Inflows

Proceeds from Sale/Disposal of Property, Plant and E

Total Cash Inflows

Cash Outflows

Purchase/Construction of Property, Plant & Equipme

Total Cash Outflows

Net Cash Flows from Investing Activities

Total Cash Provided by Operating and Investing Activities

Cash beginning of the year

Less: Adjustments (Cash in Bank, Local Currency, Time Dep

Adjustments (Advances for operating expenses and

Adjusted Cash at the Beginning of the Period

Cash at the End of the Period

Cer

City Government of
Statement of Cash
For the 4th Quarter,

Cash Flows From Operating Activities

Cash Inflows

Interest earned on investments and bank deposits

Other Receipts

Total Cash Inflows

Cash Outflows

Payment of Expenses

Payments to Suppliers and Creditors

Payments to Employees

Other Expenses

Total Cash Outflows

Net Cash Flows from Operating Activities
Cash Flows From Investing Activities
Cash Inflows
 Proceeds from Sale/Disposal of Property, Plant and E
 Total Cash Inflows
Cash Outflows
 Purchase/Construction of Property, Plant & Equipme
 Total Cash Outflows
Net Cash Flows from Investing Activities
Total Cash Provided by Operating and Investing Activities
Cash beginning of the year
Less: Adjustments (Cash in Bank, Local Currency, Time Dep
 Adjustments (Advances for operating expenses and
Adjusted Cash at the Beginning of the Period
Cash at the End of the Period


Cer

f Baguio
Flows
, CY 2018

General Fund

556,923,833.28
752,605,064.00
201,071,609.65
289,021,490.57
38,155,400.80
77,299,105.82
<hr/> 1,915,076,504.12
68,010,957.12
271,973,710.03
434,080,146.34
1,063,508,828.37
<hr/> 1,837,573,641.86
<hr/> 77,502,862.26
1,096,900.50
<hr/> 1,096,900.50
219,371,105.54
<hr/> 219,371,105.54
<hr/> (218,274,205.04)
<hr/> (140,771,342.78)
639,271,258.86
-
-
<hr/> 639,271,258.86
<hr/> <hr/> 498,499,916.08

rtified Correct:



ANTONIO L. TABIN
City Accountant

f Baguio
Flows
, CY 2018

Special Education Fund

75,537,669.85
176,132.84
3,106,830.63
<hr/> 78,820,633.32
10,980,359.01
25,198,346.83
202,160.82
39,161,897.71
<hr/> 75,542,764.37
<hr/> 3,277,868.95
<hr/> -
<hr/> -
2,923,045.23
<hr/> 2,923,045.23
<hr/> (2,923,045.23)
<hr/> 354,823.72
<hr/> 117,843,943.00
<hr/> -
<hr/> -
<hr/> 117,843,943.00
<hr/> 118,198,766.72

rtified Correct:



ANTONIO L. TABIN
 City Accountant
 of Baguio
 1 Flows
 , CY 2018

Trust Fund

830,212.74
157,469,570.07
<hr/> 158,299,782.81
14,496,827.23
11,641,268.16
945,394.84
35,121,825.11
<hr/> 62,205,315.34

96,094,467.47
-
-
13,758,203.42
13,758,203.42
(13,758,203.42)
82,336,264.05
274,584,788.37
-
-
274,584,788.37
356,921,052.42

rtified Correct:


ANTONIO L. TABIN
 City Accountant